

Connection from airports

! Links only work after download the pdf, not in Firefox pdf-viewer!


FRANKFURT AM MAIN (FRA)

<http://www.bahn.de/i/view/GBR/en/index.shtml>

from: Frankfurt(M)Flughafen **to:** Landau(Pfalz)Hbf

[Terminal Plan Frankfurt Airport](#)

Frankfurt is a very big and busy airport. Please calculate enough time for collecting your luggage and passport controls.

Travel time by train to Landau/Pfalz depends on connection, category of trains (see below) and number of train changes in between. Follow the sign  Combinations of trains change every hour. Frankfurt Airport is connected to the very fast trains (ICE).

Recommended connections are:

Frankfurt Airport – Landau/Pfalz

ICE + RE: approx. 1h45mins (EUR 44)

S + RE: approx. 2h50mins (EUR 27.90)

Please see general information at the end of the document!


STUTTGART (STR)

<http://www.bahn.de/i/view/GBR/en/index.shtml>

from: Stuttgart Flughafen/Messe **to:** Landau(Pfalz)Hbf

[Terminal plan Stuttgart Airport](#)

Stuttgart is an intermediate airport. Still you have to calculate enough time for collecting your luggage and passport controls.

Travel time by train to Landau/Pfalz depends on connection, category of trains (see below) and number of train changes in between. Combinations of trains change every hour. You have to take the interurban train S2 or S3  to Stuttgart main station.

Recommended connections are:

Stuttgart Airport – Landau/Pfalz

S + IC + RE: approx. 2h19mins (EUR 31)

S + IRE + RE: approx. 2h19mins (EUR 28.90)

Please see general information at the end of the document!

KARLSRUHE BADEN AIRPARK (FKB):

Karlsruhe Baden Airpark is a very small airport. You need to fetch a bus that brings you to the next train stations:

Recommended: company KVV that runs the bus and train to Landau with a special price (EUR 6.30)

<http://en.kvv.de/>

from: Baden-Airpark **to:** Landau(Pfalz)

Terminal plan (pdf)

Bus line 205, company "KVV" to Baden-Baden main station (approx. 30 mins)


Mon-Fri:

Baden-Airpark Terminal	ab	6:40	7:44	8:44	9:44	10:44	11:44	12:44	13:44	14:44	15:50	16:50	17:44	18:44	19:44	20:32	22:25	23:15
Baden-Airpark Eisstadion		6:42	7:46	8:46	9:46	10:46	11:46	12:46	13:46	14:46	15:52	16:52	17:46	18:46	19:46	20:34		
Baden-Airpark Verwaltung		6:43	7:47	8:47	9:47	10:47	11:47	12:47	13:47	14:47	15:53	16:53	17:47	18:47	19:47	20:35		
Hü. Victoriastraße		6:44	7:48	8:48	9:48	10:48	11:48	12:48	13:48	14:48	15:54	16:54	17:48	18:48	19:48	20:36		
Hü. Ahornbrunnen		6:46	7:50	8:50	9:50	10:50	11:50	12:50	13:50	14:50	15:56	16:56	17:50	18:50	19:50	20:38		
Hügelsheim Bruchweg		6:48	7:52	8:52	9:52	10:52	11:52	12:52	13:52	14:52			17:52	18:52	19:52	20:40		
Hü. Grüner Baum		6:50	7:54	8:54	9:54	10:54	11:54	12:54	13:54	14:54			17:54	18:54	19:54	20:42	22:27	23:17
Hü. Schwarzwaldstr.		6:52	7:56	8:56	9:56	10:56	11:56	12:56	13:56	14:56			17:56	18:56	19:56	20:44		
Kartung Entenhof		6:56	8:00	9:00	10:00	11:00	12:00	13:00	14:00	15:00	16:00	17:00	18:00	19:00	20:00	20:48		
Kartung Tiefenauer Straße		6:58	8:02	9:02	10:02	11:02	12:02	13:02	14:02	15:02	16:02	17:02	18:02	19:02	20:02	20:50		
Kartung Schule		6:59	8:03	9:03	10:03	11:03	12:03	13:03	14:03	15:03	16:03	17:03	18:03	19:03	20:03	20:51		
Kartung Kreuzstraße		7:00	8:04	9:04	10:04	11:04	12:04	13:04	14:04	15:04	16:04	17:04	18:04	19:04	20:04	20:52		
Kartung Am Markbach		7:01	8:05	9:05	10:05	11:05	12:05	13:05	14:05	15:05	16:05	17:05	18:05	19:05	20:05	20:53		
Königsberger Straße		7:05	8:09	9:09	10:09	11:09	12:09	13:09	14:09	15:09	16:09	17:09	18:09	19:09	20:09	20:57	22:42	23:32
Hochhaus		7:06	8:10	9:10	10:10	11:10	12:10	13:10	14:10	15:10	16:10	17:10	18:10	19:10	20:10	20:58		
Bahnhof Baden-Baden	an	7:08	8:12	9:12	10:12	11:12	12:12	13:12	14:12	15:12	16:12	17:12	18:12	19:12	20:12	21:00	22:43	23:33

Baden-Baden Main Station via Karlsruhe  to Landau 

Travel time by train from Baden-Baden Bahnhof to Landau/Pfalz depends on connection, category of trains (see below) and number of train changes in between. Combinations of trains change every hour.

GENERAL INFORMATION:

Tickets for Deutsche Bahn  have to be purchased BEFORE entering the train. You will find vending machines in the train station or you can use the service centre (extra charge) where you can pay with all common cash and credit cards, and in cash.

Categories of trains:

fastest train: ICE; fast train: IC; fast local train: S/I/RE; slow local train: RB

Note, the faster the train, the more expensive the ticket.

If more than one persons are travelling you should use the service point and ask for the "Quer-durchs-Land-Ticket". It is a ticket valid for whole Germany for one day for up to 5 people in the local and slow trains only. Main ticket is EUR 44 for the first person; further persons pay EUR 6 each.